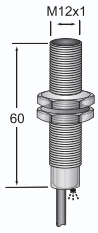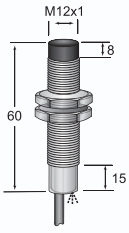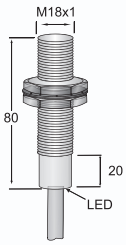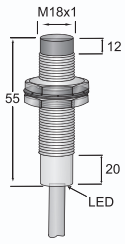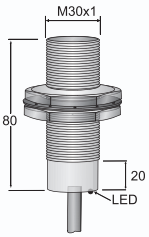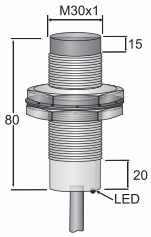	M12	M12	M18	M18	M30	M30
Sensing Distance	2 mm	4 mm	5 mm	8 mm	10 mm	15 mm
Operating Voltage	20-250 VAC, 20-250 VAC/DC					
Ripple	-					
No Load Current	<1.8mA					
Max. Load Current	400mA					
Leakage Current	<1.8mA					
Surge Current	5A (20ms)					
Min. Load Current	5mA					
Voltage Drop	<8 VAC @ 400mA					
Switching Frequency	<25Hz					
Response Time	10ms/10ms					
Switching Hysteresis	<15% (Sr)					
Repeat Accuracy	<1.0% (Sr)					
Protection Category	IP67					
Operating Temperature	-25°C - +70°C					
Temperature Drift	<10% (Sr)					
Short Circuit Protection	No					
Overload Trip Point	-					
Time Delay Before Availability	-					
Shock / Vibration	IEC 60947-5-2, Part 7.4.1 & 7.4.2					
Material Active Face	PBT					
Housing Material	Chrome-plated Brass					
Part Numbers	Shielded	Unshielded	Shielded	Unshielded	Shielded	Unshielded
AC 2 wire 20-250 VAC N.O.	FCM1-1202A-A3L2	FCM2-1202A-A3L2	FCM1-1805A-A3L2	FCM2-1808A-A3L2	FCM1-3010A-A3L2	FCM2-3015A-A3L2
AC 2 wire 20-250 VAC N.C.	FCM1-1202A-B3L2	FCM2-1202A-B3L2	FCM1-1805A-B3L2	FCM2-1808A-B3L2	FCM1-3010A-B3L2	FCM2-3015A-B3L2
AC/DC 2 wire 20-250 VAC/DC N.O.	FCM1-1202U-A3U2	FCM2-1204U-A3U2	FCM1-1805U-A3U2	FCM2-1808U-A3U2	FCM1-3010U-A3U2	FCM2-3015U-A3U2
AC/DC 2 wire 20-250 VAC/DC N.C.	FCM1-1202U-B3U2	FCM2-1204U-B3U2	FCM1-1805U-B3U2	FCM2-1808U-B3U2	FCM1-3010U-B3U2	FCM2-3015U-B3U2
Diagrams (units in mm)